

Authorisation Of Dispatch - User guide

January 2026

TABLE OF CONTENT

1	INTRODUCTION	3
☞	PURPOSE OF THE AUTHORISATION OF DISPATCH (AOD)	3
☞	CONDITIONS FOR THE CREATION OF AN AOD	3
☞	AOD WORKFLOW (3-STEP PROCESS)	5
2	HOW TO CREATE AN AOD	6
☞	AS AN OPERATOR.....	6
	<i>Box 1. Applicant</i>	<i>8</i>
	<i>Boxes 2, 3 and 4</i>	<i>10</i>
	<i>Box 5. Animal by-products/derived products and Box 6. Intended use.....</i>	<i>11</i>
	<i>Box 7. In case of meat-and-bone meal and rendered fats and Box 8. In case of fish oil intended for detoxification</i>	<i>12</i>
	<i>Box 9. Description of consignment.....</i>	<i>13</i>
	<i>Additional accompanying documents.....</i>	<i>13</i>
	<i>Box 10. Declaration.....</i>	<i>14</i>
☞	AS AN AUTHORITY	16
	<i>Additional accompanying documents.....</i>	<i>16</i>
3	HOW TO SIGN THE AOD BY THE AUTHORITY AT DESTINATION.....	17
☞	IN CASE THE AOD IS ACCEPTED	18
☞	IN CASE THE AOD IS ACCEPTED SUBJECT TO SPECIFIC CONDITIONS	19
☞	IN CASE THE AOD IS REFUSED:.....	21
☞	ADDITIONAL ACCOMPANYING DOCUMENTS.....	22
☞	CANCEL A VALID AOD.....	22
☞	TECHNICAL FEATURES	24
4	HOW TO LINK THE AOD TO THE DOCOM	25
☞	HOW TO LINK AN AOD TO DOCOM	25
☞	IF AN AOD IS NOT LINKED TO DOCOM	26
☞	TIMEFRAME MANAGEMENT AND ERROR MESSAGE.....	27
☞	REPLACEMENT OF DOCOM	27

1 Introduction

☞ Purpose of the Authorisation of Dispatch (AoD)

In accordance with the provisions of Article 48 of Regulation (EC) No 1069/2009, operators must inform the Member State of origin and apply to the Member State of destination for authorisation before sending certain categories of animal by-products.

The Authorisation of Dispatch (AoD) module allows operators to submit applications for such authorisations, in accordance with the format laid down in Section 10 of Chapter III of Annex XVI to Commission Regulation (EU) No 142/2011. Furthermore, it allows the Member State of destination to decide whether to refuse or accept the consignment upon the operator's application.

The AoD functions as a separate module within TRACES. However, since these consignments following under the provisions of Article 48 of Regulation (EC) No 1069/2009 must be accompanied by a commercial document, the module is linked with the DOCOM module in TRACES to ensure that a valid authorisation exists for a given commercial document. Therefore, a dedicated feature allows the operator/user to link the DOCOM to a valid authorisation of dispatch, in order to be allowed to sign the DOCOM.

Furthermore, as the dispatch of the animal by-product consignment can occur only once the destination authority has validated the AoD, ensuring that the consignment, its origin, and intended use have been assessed and approved ahead of time, the AoD must be created before the operator drafts and submits a DOCOM.

☞ Conditions for the Creation of an AoD

An AOD can be created when:

- The consignment concerns ABP or derived products requiring an authorisation of dispatch in accordance with the provisions of Article 48 of Regulation (EC) No 1069/2009
- The operator at the place of origin initiates the request based on the product category
- The Competent Authority at the destination is identifiable and responsible for assessing and validating the request



The information provided in the AOD will later match the corresponding DOCOM (product type, origin, and destination). Once validated, the AoD becomes the reference authorisation that operators must link to the DOCOM during its creation.

👉 AoD Workflow (3-Step Process)

The AoD workflow is a dynamic process divided into three parts within the document:

Part I - Details of dispatched consignment:



The operator at the place of origin can submit an application for an AoD by completing all required information in Part I of the AoD, including Applicant, Place of Origin, Consignor, Place of Destination, Product Information, Intended Use, and Description of Consignment.

Once Part I is completed, the AoD is submitted to the Competent Authority at the destination.

Note : Part I can be completed by the competent authority of place of origin or the competent authority of place of destination. As a competent authority of place of destination, you have the ability, after completing Part I, to directly decide on the AoD by signing Part II – Decision.

Part II – Decision:



After reviewing all details, the competent authority of destination (local / regional / central level) can submit their decision regarding the AoD (validated or rejected) and, in case of positive decision, indicate its period of validity.

Part III – Linked movements:



When creating DOCOMs for animal by-products falling under Article 48 of Regulation (EC) No 1069/2009, operators users will be able to link the DOCOMs to valid AoDs. DOCOMs issued and linked to each valid AoD will appear in Part III of the AoD.

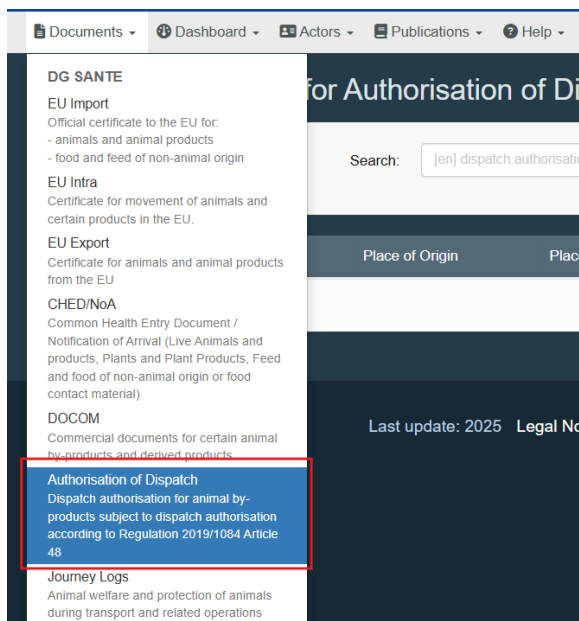
2 How to create an AoD

This guide follows the numbered ‘box’ structure displayed in TRACES, explaining the creation of the AoD step by step according to the order of the fields as they appear on screen.

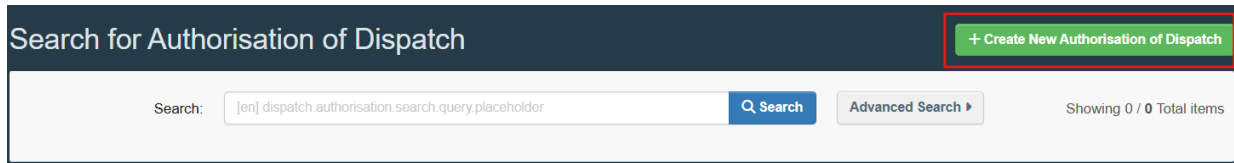
As in other TRACES modules, when similar information needs to be reused, for convenience, it is also possible to create an AoD from an existing AoD using the ‘Copy as new’ function.

As an operator

On the homepage, click on “Documents” and then “Authorisation of Dispatch”

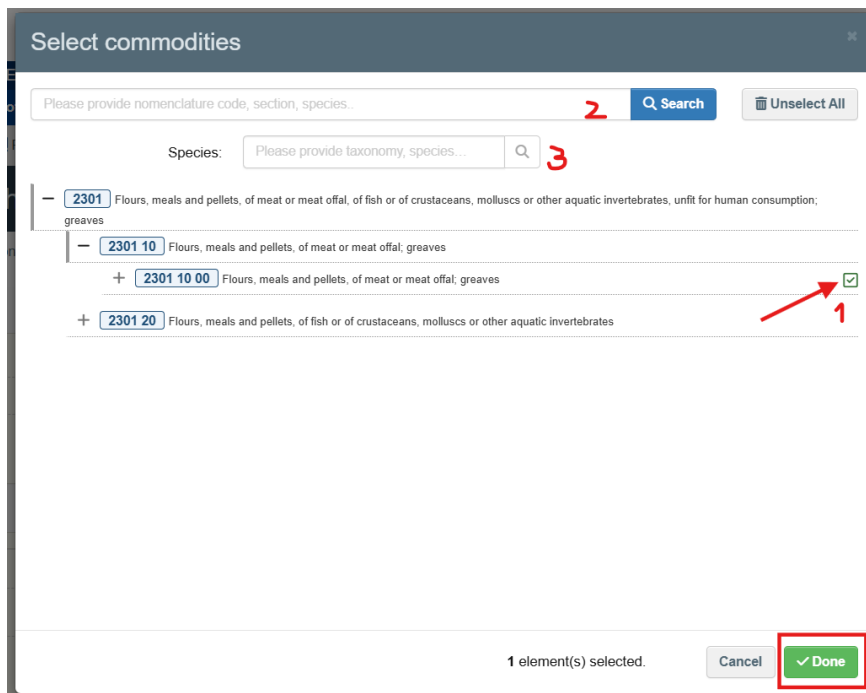


Click on the green button located on the top-right hand side of the window titled “+ **Create New Authorisation of Dispatch**”:



Then select the commodity by using one of the following options:

1. Select it from the list of CN code (example: 23011000)
2. Type the name or the CN code of the good (example: flour/23011000)
3. Type the species name to filter the commodities (example: Tenebrio molitor)



Once the commodity code is selected, please click on “Done” to create the AoD.

The system will create a new AoD is status “**UNSAVED**”.

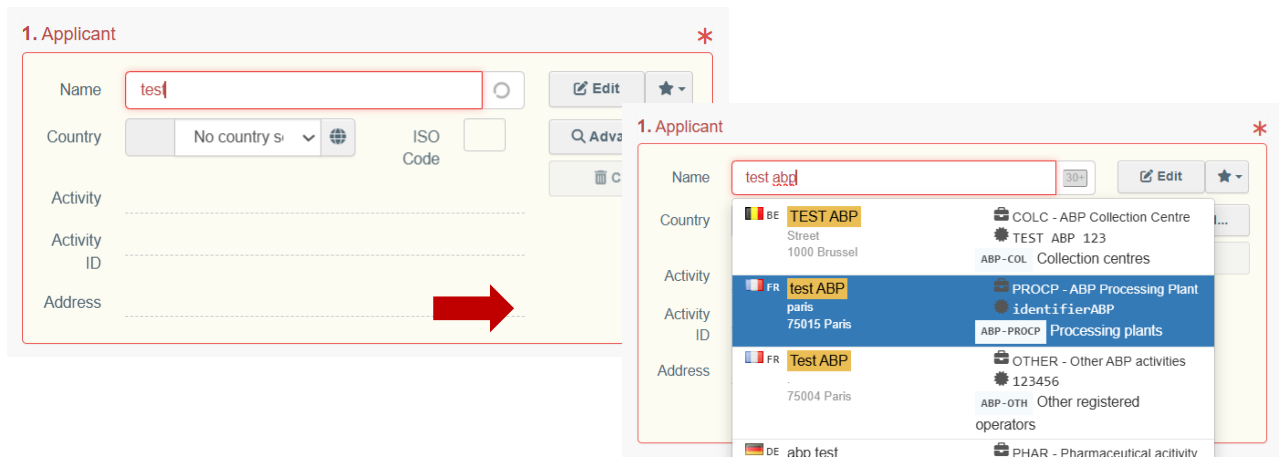


Box 1. Applicant

The applicant must be registered and validated in advance by their authorities. It is only possible to indicate operators with a "valid" status.

In order to fill in box 1. Applicant, there are different options:

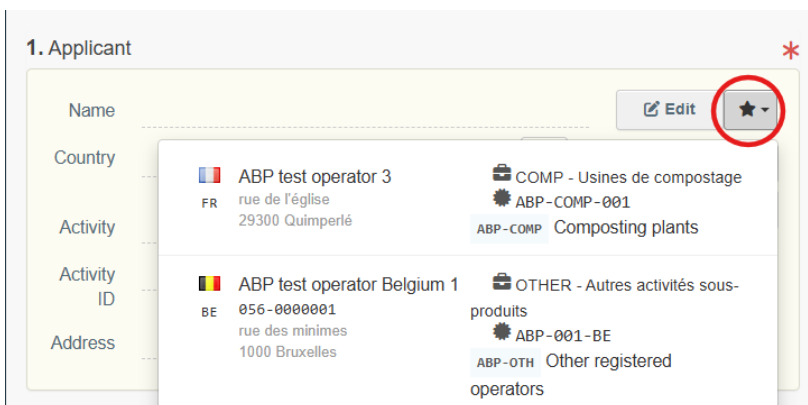
1. Fill in the name of your operator through the section name.



The screenshot shows the '1. Applicant' form with the 'Name' field containing 'tes'. A dropdown menu is open, displaying search results for 'test'. The results include:

Country	Name	Activity
BE	TEST ABP	COLC - ABP Collection Centre
FR	testABP	PROCP - ABP Processing Plant
FR	TestABP	OTHER - Other ABP activities
DE	ahn fest	PHAR - Pharmaceutical activity

2. Use the "Favourite" button to select saved operators.



The screenshot shows the '1. Applicant' form with the 'Favourite' button (star icon) highlighted in a red circle. The dropdown menu is open, displaying search results for 'ABP test operator 3' and 'ABP test operator Belgium 1'.

Country	Name	Activity
FR	ABP test operator 3	COMP - Usines de compostage
BE	ABP test operator Belgium 1	OTHER - Autres activités sous-produits

- Use the “Advanced search” to filter search by country, name, section, activity type, activity identifier and address

1. Applicant *

Name

Country ISO Code

Activity

Activity ID

Address

[Edit](#) [★](#)

Q Advanced...

[Clear](#)

Please note that in this step, you are able to save your favourite operator by selecting the star near the name of the operator.

Once you have located the desired operator, click on “Select” in order to indicate it in the field.

[ø en] dispatch.authorisation.edit.place.of.origin.selection.modal.title

Country: France (FR) [Search](#)

Section: Activity Type:


Activity Identifier: Address:

Name	Address	Section	Activity Type	Status	Activity Identifier	
☆ test ABP	paris 75015 Paris France	Processing plants ABP-PROCP	PROCP - ABP Processing Plant	Valid	identifierABP	Select
☆ Test ABP	. 75004 Paris France	Other registered operators ABP-OTH	OTHER - Other ABP activities	Valid	123456	Select
★ ABP EU TEST	Avenue Pierre Saul 10 13700 Marignane France	Establishments or plants for the storage of derived products ABP- STORP	STORP - ABP Storage Plant	Valid	EUABPtest	Select
☆ ABP Test Trader EORI: FR1234567890123	Rue Merlot 5 33090 Bordeaux France	Other registered operators ABP- OTH	TRADE - Registered traders	Valid	FR-ABP-TRD-001	Select
★ ABP test operator 3	rue de l'église 29300 Quimperlé France	Composting plants ABP-COMP	COMP - Composting plants	Valid	ABP-COMP-001	Select

[Close](#)

Once you have selected the operator, box 1. Applicant will be filled in automatically.

1. Applicant *


Nom ?	TEST ABP	Valide	<input type="button" value="Éditer"/>	<input type="button" value="★"/>
Pays	 Belgique	Code ISO	<input type="text" value="BE"/>	<input type="button" value="Q Avancé..."/>
	...	ISO		<input type="button" value="Effacer"/>

Boxes 2, 3 and 4

The box 2. place of origin refers to the location from which the material is dispatched. The box 3 is the consignor and the box 4 is the place of destination of the consignment. Operators indicated in these boxes must be registered and validated in advance by their authorities. It is only possible to designate operators with a "valid" status.

The same options as those presented previously are available to help you find your operator and fill in boxes 2,3 and 4.

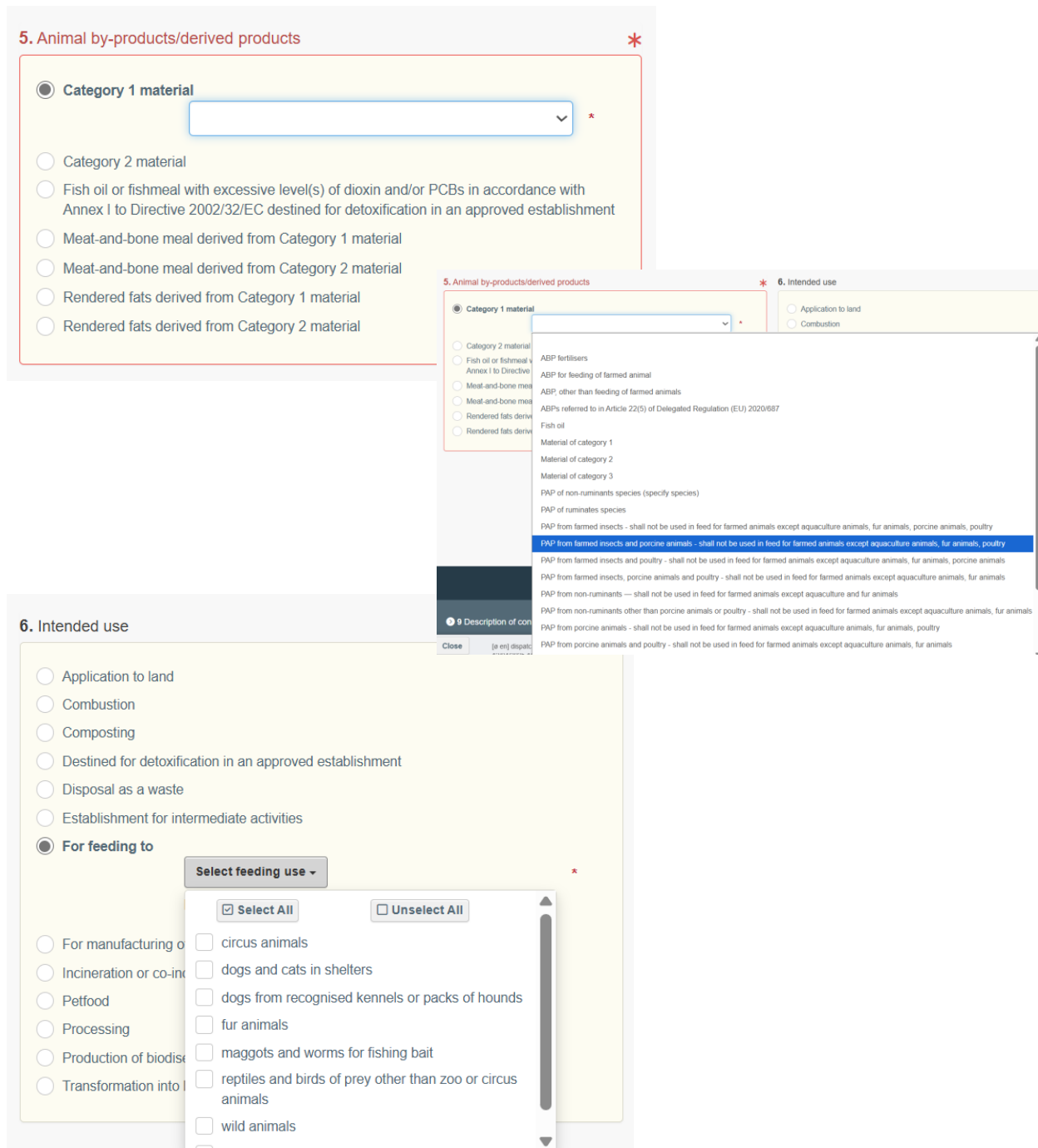
2. Place(s) of origin *

Name ?	test ABP	Valid	<input type="button" value="Edit"/>	<input type="button" value="★"/>
Country	 France	ISO Code	<input type="text" value="FR"/>	<input type="button" value="Q Advanced..."/>
Activity	PROCP - ABP Processing Plant			<input type="button" value="Clear"/>
	<input type="text" value="ABP-PROCP"/>			
Activity ID	identifieurABP			
Address	paris			
	75015 Paris			

Box 5. Animal by-products/derived products and Box 6. Intended use

The animal by-products/ derived products and the intended use are mandatory fields, so they have to be filled in in order to be allowed to submit the AoD.

Please select amongst the different checkboxes and options the appropriate value to be indicated in those boxes.



5. Animal by-products/derived products

- Category 1 material**
- Category 2 material
- Fish oil or fishmeal with excessive level(s) of dioxin and/or PCBs in accordance with Annex I to Directive 2002/32/EC destined for detoxification in an approved establishment
- Meat-and-bone meal derived from Category 1 material
- Meat-and-bone meal derived from Category 2 material
- Rendered fats derived from Category 1 material
- Rendered fats derived from Category 2 material

6. Intended use

- Application to land
- Combustion
- Composting
- Destined for detoxification in an approved establishment
- Disposal as a waste
- Establishment for intermediate activities
- For feeding to**

Select feeding use

- Select All
- Unselect All
- circus animals
- dogs and cats in shelters
- dogs from recognised kennels or packs of hounds
- fur animals
- maggots and worms for fishing bait
- reptiles and birds of prey other than zoo or circus animals
- wild animals

5. Animal by-products/derived products

- Category 1 material**
- Category 2 material
- Fish oil or fishmeal with excessive level(s) of dioxin and/or PCBs in accordance with Annex I to Directive 2002/32/EC destined for detoxification in an approved establishment
- Meat-and-bone meal derived from Category 1 material
- Meat-and-bone meal derived from Category 2 material
- Rendered fats derived from Category 1 material
- Rendered fats derived from Category 2 material

6. Intended use

- Application to land
- Combustion

9 Description of content

- ABP fertilisers
- ABP for feeding of farmed animal
- ABP other than feeding of farmed animals
- ABPs referred to in Article 22(5) of Delegated Regulation (EU) 2020/687
- Fish oil
- Material of category 1
- Material of category 2
- Material of category 3
- PAP of non-ruminants species (specify species)
- PAP of ruminants species
- PAP from farmed insects - shall not be used in feed for farmed animals except aquaculture animals, fur animals, porcine animals, poultry
- PAP from farmed insects and porcine animals - shall not be used in feed for farmed animals except aquaculture animals, fur animals, poultry**
- PAP from farmed insects and poultry - shall not be used in feed for farmed animals except aquaculture animals, fur animals, porcine animals
- PAP from farmed insects, porcine animals and poultry - shall not be used in feed for farmed animals except aquaculture animals, fur animals
- PAP from non-ruminants - shall not be used in feed for farmed animals except aquaculture and fur animals
- PAP from non-ruminants other than porcine animals or poultry - shall not be used in feed for farmed animals except aquaculture animals, fur animals
- PAP from porcine animals - shall not be used in feed for farmed animals except aquaculture animals, fur animals, poultry
- PAP from porcine animals and poultry - shall not be used in feed for farmed animals except aquaculture animals, fur animals

Box 7. In case of meat-and-bone meal and rendered fats and Box 8. In case of fish oil intended for detoxification

The boxes 7. and 8. are not mandatory and should be completed when relevant.

Please select amongst the different checkboxes and options the appropriate values to be indicated in those boxes.

7. In case of meat-and-bone meal and rendered fats

The materials have been processed according to the following method:

The materials have been marked with

10. Declaration

I, the undersigned, declare

Date Full name Email

- A Alkaline hydrolysis process
- A=0 T°C
- B High pressure high temperature hydrolysis process
- B=Fo>=3°
- C High pressure hydrolysis biogas process
- C=T>=80°
- Processing method 1
- Processing method 2
- Processing method 3
- Processing method 4
- Processing method 5
- Processing method 6
- Processing method 7

8. In case of fish oil intended for detoxification

Processing method:

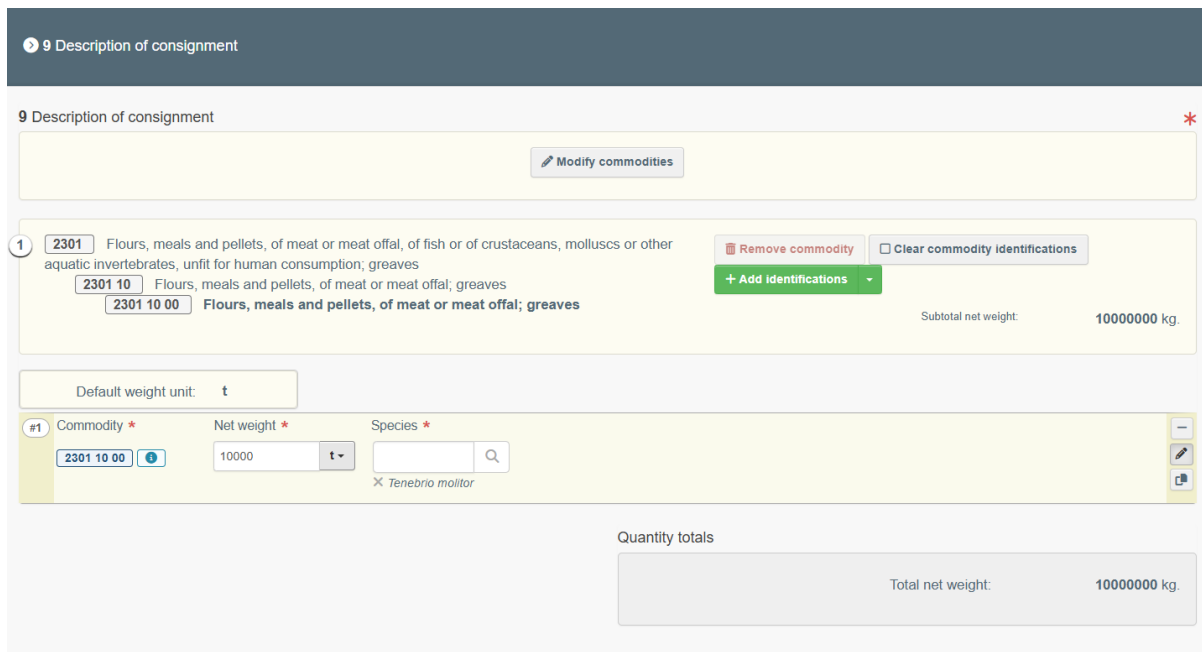
- A Alkaline hydrolysis process
- A=0 T°C
- B High pressure high temperature hydrolysis process
- B=Fo>=3°
- C High pressure hydrolysis biogas process
- C=T>=80°
- Processing method 1
- Processing method 2
- Processing method 3
- Processing method 4
- Processing method 5
- Processing method 6
- Processing method 7

Signature

Box 9. Description of consignment

The system will only allow one commodity per authorisation of dispatch.

The description of consignment is a mandatory field which requires the indication of the net weight and the species of the consignment.



9 Description of consignment

9 Description of consignment *

[Modify commodities](#)

Commodity	Description	Remove commodity	Clear commodity identifications
2301	Flours, meals and pellets, of meat or meat offal, of fish or of crustaceans, molluscs or other aquatic invertebrates, unfit for human consumption; greaves	<input type="checkbox"/>	<input type="checkbox"/>
2301 10	Flours, meals and pellets, of meat or meat offal; greaves	<input type="checkbox"/>	<input type="checkbox"/>
2301 10 00	Flours, meals and pellets, of meat or meat offal; greaves	<input type="checkbox"/>	<input type="checkbox"/>

Subtotal net weight: 10000000 kg.

Default weight unit: t

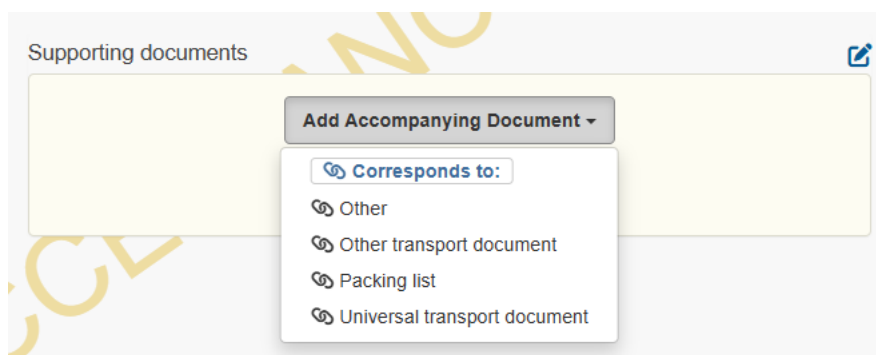
#1	Commodity *	Net weight *	Species *
	2301 10 00	10000 t	Tenebrio molitor

Quantity totals

Total net weight: 10000000 kg.

Additional accompanying documents

Operators may upload an accompanying document in the relevant box, as illustrated below:



Supporting documents ✎

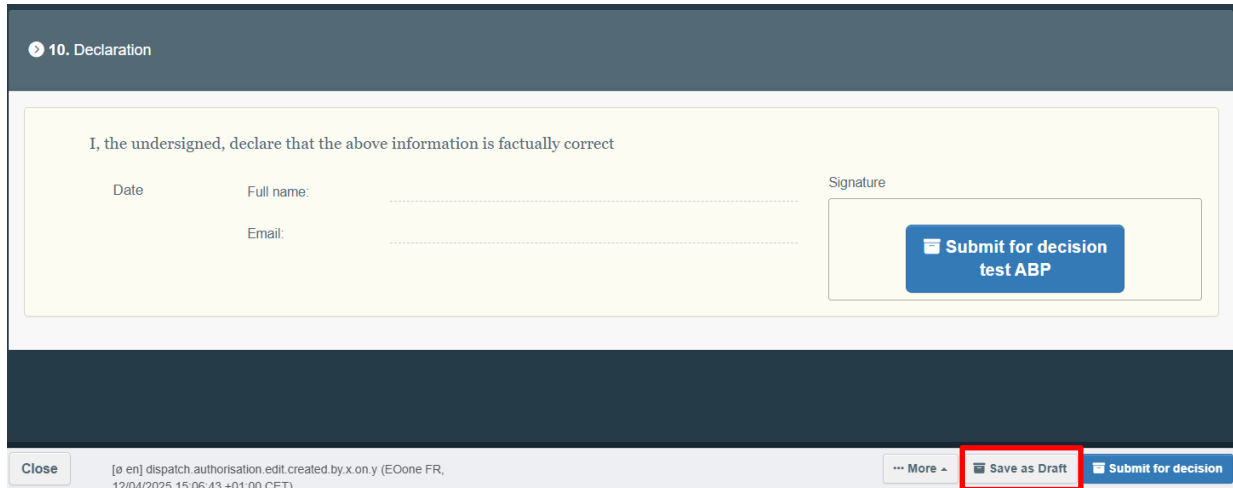
Add Accompanying Document

- Corresponds to:
- Other
- Other transport document
- Packing list
- Universal transport document

Box 10. Declaration

The declaration is the final step required in order to submit the AoD.

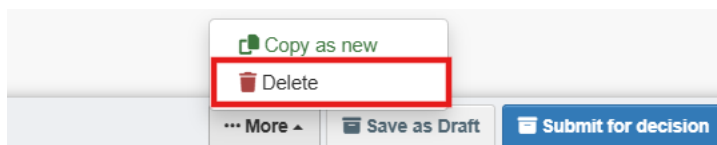
At this stage, the operator is able to **“Save as draft”** in order to save the information prior to submitting



The status of the AoD will change from **“UNSAVED”** to **“DRAFT”**.



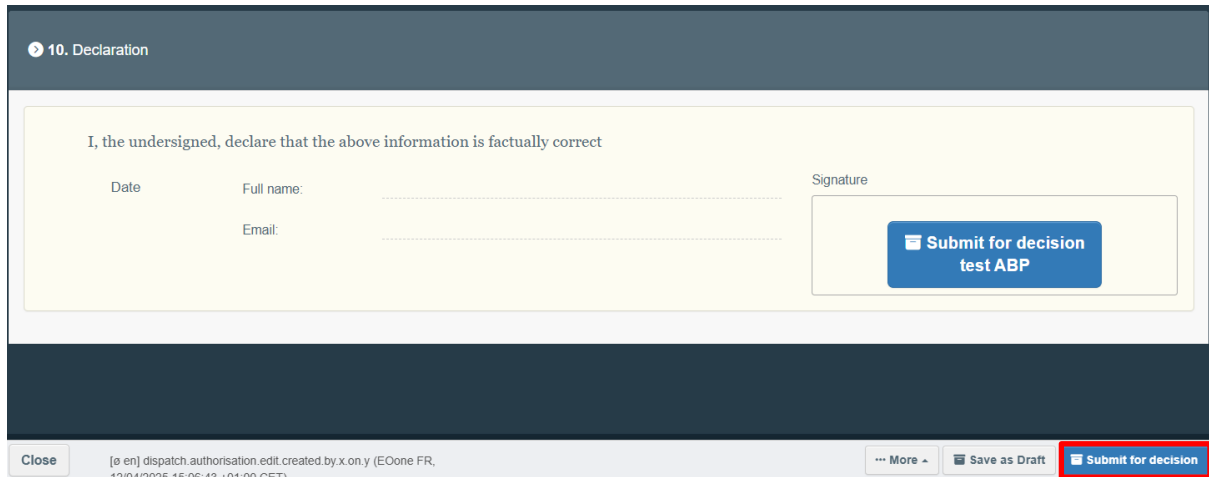
An AoD at status **“DRAFT”** can be deleted via the button **“..More” > “Delete”**.



This will change the status of the AoD to **“DELETED”**.



If all information required are correctly filled in the operator may click on the bottom blue button “Submit for decision”, thereby changing the status of the AoD from “UNSAVED” or “DRAFT” to “SUBMITTED”.



10. Declaration

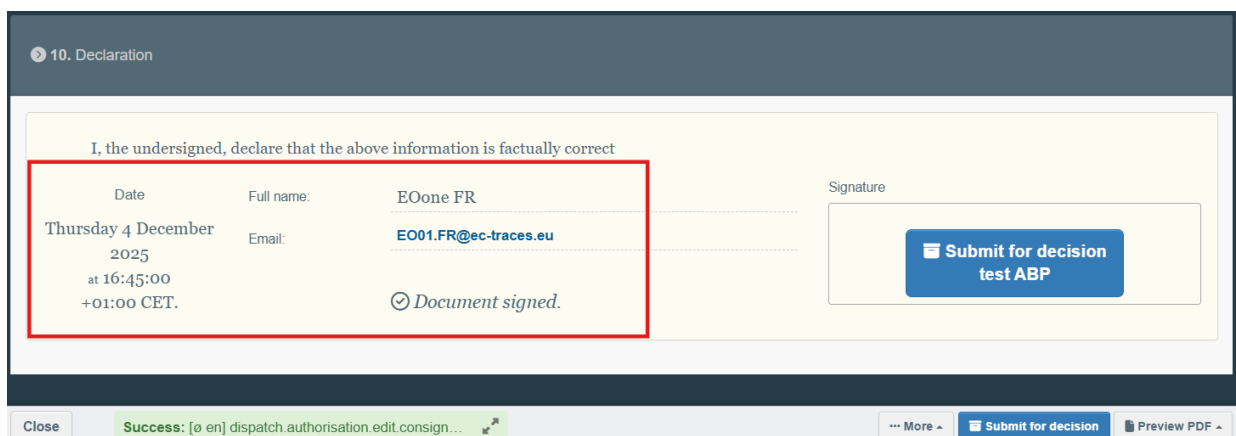
I, the undersigned, declare that the above information is factually correct

Date: _____ Full name: _____ Signature: _____
Email: _____

Submit for decision test ABP

Close [e en] dispatch.authorisation.edit.created.by.x.on.y (EOone FR, 12/04/2025 15:06:43 +01:00 CET) ... More - Save as Draft **Submit for decision**

Once the AoD is submitted, the system will display a successful message. The declaration will be signed automatically indicating the time and user details.



10. Declaration

I, the undersigned, declare that the above information is factually correct

Date: Thursday 4 December 2025 at 16:45:00 +01:00 CET. Full name: EOone FR. Email: EO01.FR@ec-traces.eu. Signature: _____

Submit for decision test ABP

Close **Success:** [e en] dispatch.authorisation.edit.consign... **Submit for decision** Preview PDF -



AOD.BE.2026.0000001 **SUBMITTED**

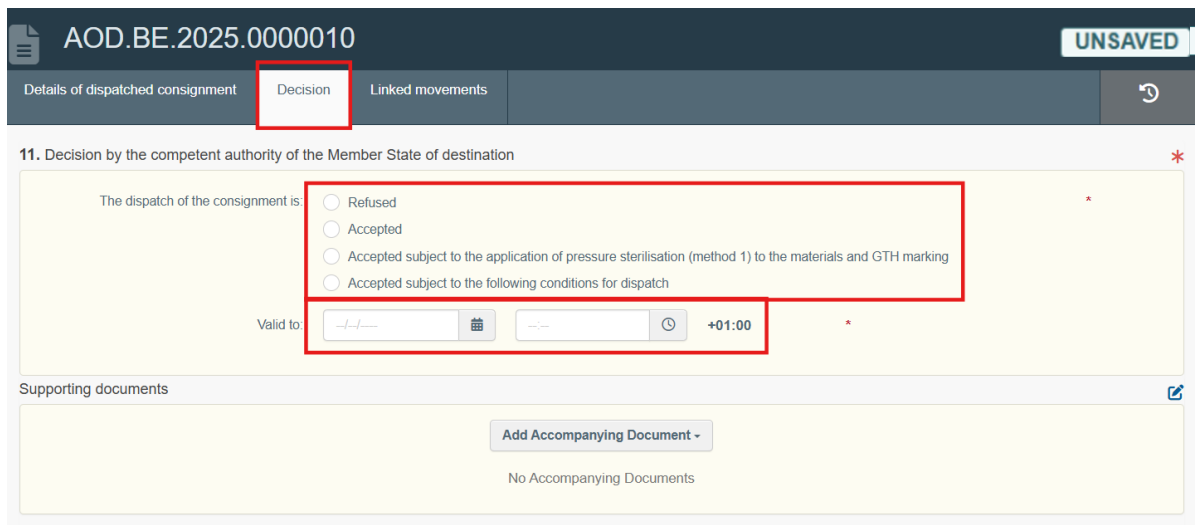
Details of dispatched consignment Decision Linked movements

Note: If any information is missing or is incorrect the system will display an error message preventing you from the submission.

👉 As an Authority

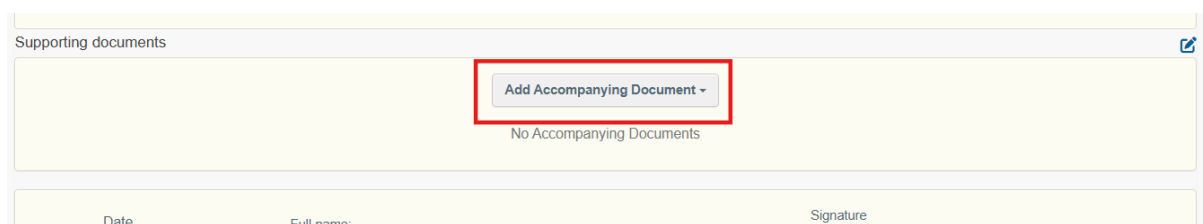
As an authority user of the place of origin or the place of destination, you are able of carrying out all the steps mentioned previously.

Furthermore, as an authority user of the place of destination you can access Part II – Decision, when the AoD is in status **UNSAVED** or **DRAFT**, and directly submit the decision and, in case the application for the AOD is accepted, indicate the validity period of the AoD.



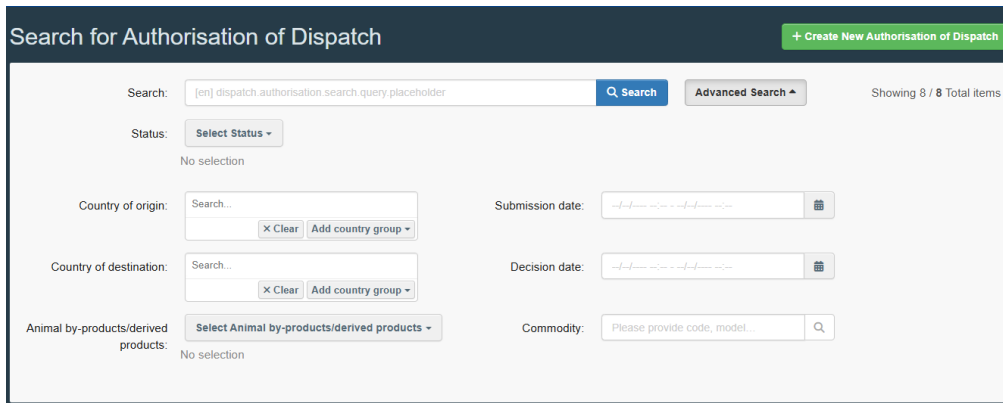
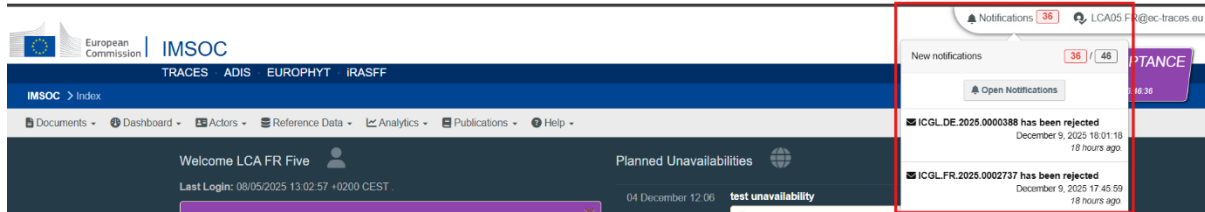
Additional accompanying documents

Authorities may upload accompanying document(s) in the relevant box, as illustrated below:

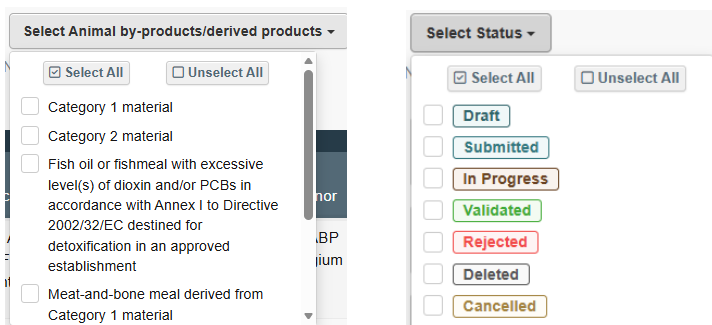


3 How to sign the AoD by the Authority at destination

Once the AoD is in status **“SUBMITTED”**, the Authority of destination (local / regional / central level) can retrieve it via the TRACES notifications or in the search menu:

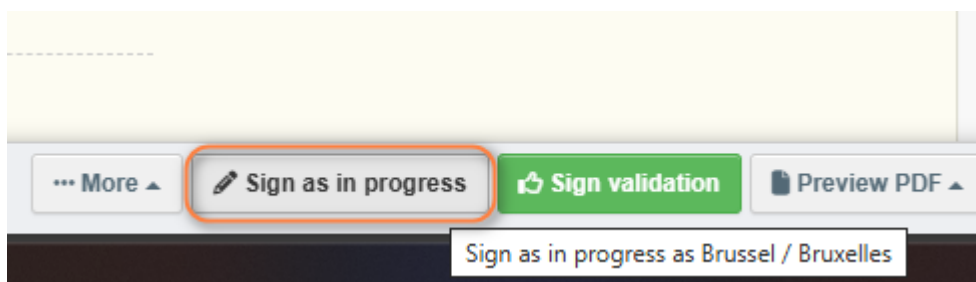


In the AoD search menu, users can search AoDs and sort by countries of origin/destination, dates of submission/decision, categories, status and commodity codes.



Reference	Place of Origin	Place of Destination	Consignor	Commodities	Last update on	Status
AOD.BE.2025.0000007	test ABP France identifiérABP	ABP test operator Belgium 1 Belgium ABP- 001-BE	ABP test operator Belgium 1 Belgium	2301 10 00 Flours, meals and pellets, of meat or meat offal; greaves TENBMO <i>Tenebrio molitor</i>	04/12/2025 12:19 +01:00 CET	Submitted Actions Open in a new Tab Print PDF Copy as new

Once the AoD opened, the Authority can review the first tab “Details of dispatched consignment” and if needed modify the information therein. At this stage the AoD may be signed as “**IN PROGRESS**” prior to further decision:



The status of the AOD will appear “**IN PROGRESS**”.



In case the AoD is accepted

The Authority users must complete the "Decision" tab by selecting "Accepted" or “Accepted subject to the application of pressure sterilisation (method 1) to the materials and GTH marking” and are required to indicate the end of validity of the AoD.

11. Decision by the competent authority of the Member State of destination

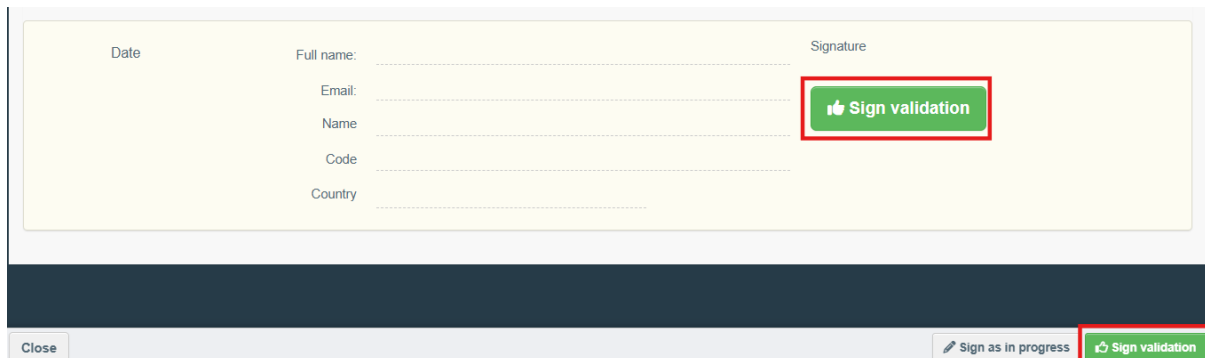
The dispatch of the consignment is:

- Refused
- Accepted
- Accepted subject to the application of pressure sterilisation (method 1) to the materials and GTH marking
- Accepted subject to the following conditions for dispatch

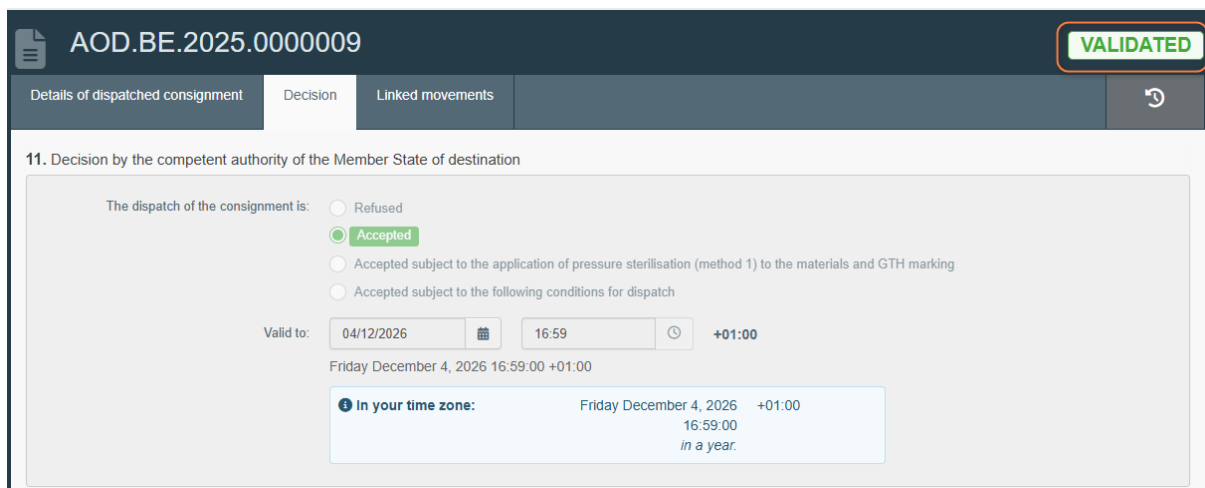
Valid to: 27/02/2026 00:10 +01:00
Friday February 27, 2026 00:10:00 +01:00

In your time zone: Friday February 27, 2026 00:10:00 +01:00
in 3 months.

Find the “Sign validation” buttons and click on it in order to save your decision.

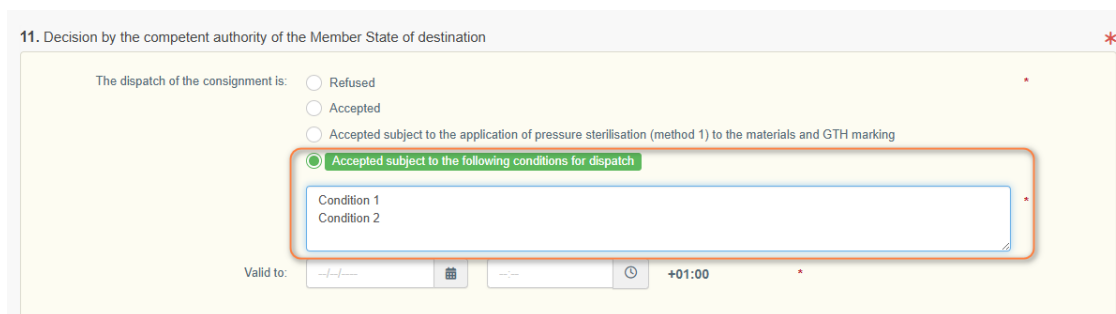


The status of the AOD will appear “**VALIDATED**”.



In case the Aod is accepted subject to specific conditions

The Authority users must complete the "Decision" tab by selecting the option “Accepted subject to the following conditions for the dispatch” and are required to indicate the conditions for the dispatch in the free-text box below that option:



The end of the validity of the AoD must also be indicated:

11. Decision by the competent authority of the Member State of destination *

The dispatch of the consignment is:

- Refused
- Accepted
- Accepted subject to the application of pressure sterilisation (method 1) to the materials and GTH marking
- Accepted subject to the following conditions for dispatch

Condition 1
Condition 2

Valid to: 04/12/2026 15:59 +01:00
Friday December 4, 2026 15:59:00 +01:00

In your time zone: Friday December 4, 2026 +01:00
15:59:00
in a year.

Find the "Sign validation" buttons and click on it in order to save your decision.

Date _____ Full name: _____ Signature _____
Email: _____
Name _____
Code _____
Country _____

Sign validation

Close Sign as in progress **Sign validation**

The status of the AOD will appear "VALIDATED".

AOD.FR.2026.0000005 **VALIDATED**

Details of dispatched consignment Decision Linked movements ↻

In case the AoD is refused:

The Authority users must complete the "Decision" tab by selecting "Refused" and are required to include the reasoning for the decision in the case of a refusal.

11. Decision by the competent authority of the Member State of destination *

The dispatch of the consignment is: **Refused**

Accepted

Accepted subject to the application of pressure sterilisation (method 1) to the materials and GTH marking

Accepted subject to the following conditions for dispatch

Reason for Refusal:

Valid to: +01:00

Find the "Sign rejection" buttons and click on it in order to save your decision.

Date: _____ Signature: _____

Full name: _____

Email: _____

Name: _____

Code: _____

Country: _____

Sign rejection

Close Sign as in progress **Sign rejection**

The status of the AOD will appear "REJECTED".

AOD.FR.2026.0000006 **REJECTED**

Details of dispatched consignment | **Decision** | Linked movements | ↻

11. Decision by the competent authority of the Member State of destination

The dispatch of the consignment is: **Refused**

Accepted

Accepted subject to the application of pressure sterilisation (method 1) to the materials and GTH marking

Accepted subject to the following conditions for dispatch

Reason for Refusal:

Valid to: +01:00

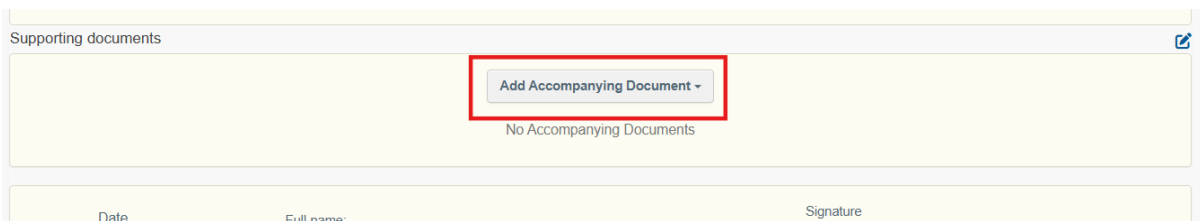
Supporting documents

No Accompanying Documents

Note: Once a final decision on the AoD is taken by the CA of destination (either “Valid” or “Refused”), the system will not allow its further editing. The AoD will appear grey and the boxes cannot be modified anymore;

👉 Additional accompanying documents

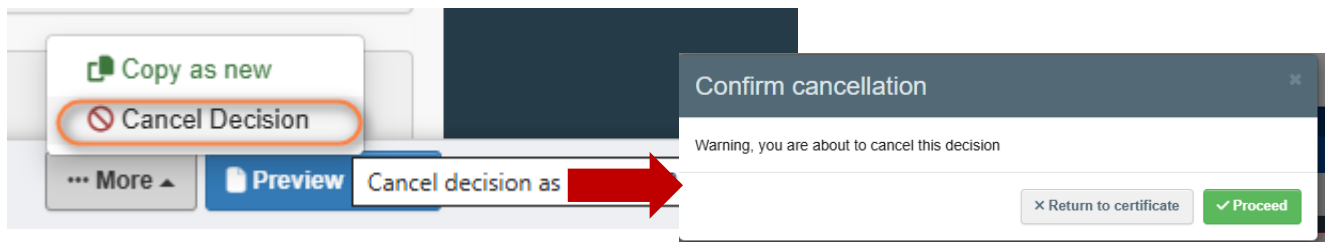
Authorities may upload any accompanying document(s) in the relevant box in the tab “Decision”, as illustrated below.



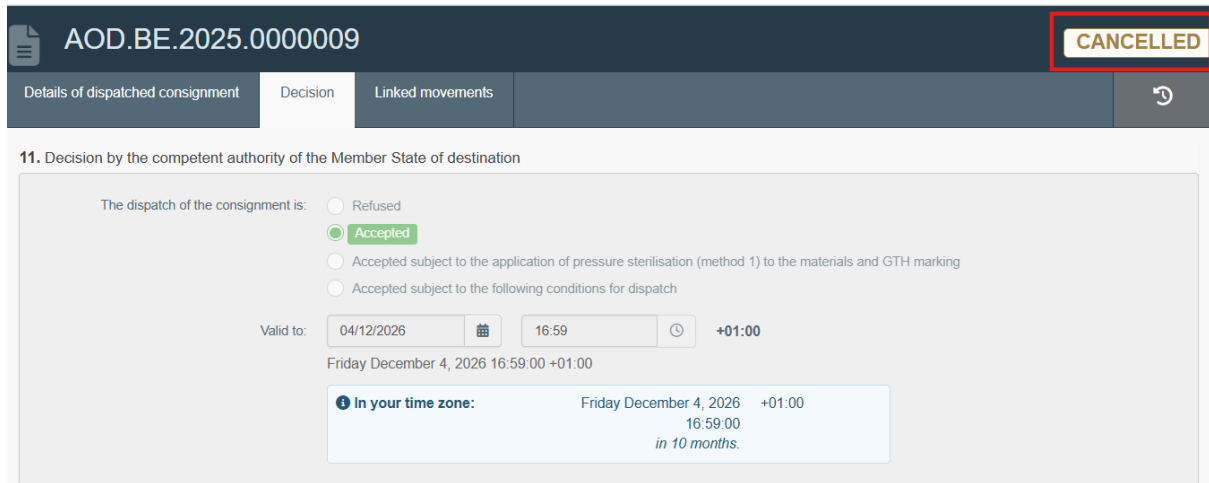
👉 Cancel a valid AoD

If needed, the competent authority can cancel a valid AoD .

Click on "More," and then "Cancel Decision" will appear. A message will prompt you to confirm in order to proceed with the cancellation.



The status of the AoD will change to “**CANCELLED**”.



AOD.BE.2025.0000009 **CANCELLED**

Details of dispatched consignment | Decision | Linked movements

11. Decision by the competent authority of the Member State of destination

The dispatch of the consignment is:

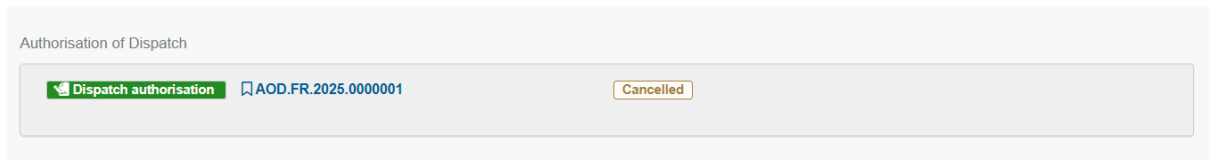
- Refused
- Accepted
- Accepted subject to the application of pressure sterilisation (method 1) to the materials and GTH marking
- Accepted subject to the following conditions for dispatch

Valid to: 04/12/2026 16:59 +01:00
Friday December 4, 2026 16:59:00 +01:00

In your time zone: Friday December 4, 2026 16:59:00 +01:00
in 10 months.

Please be aware that **this cancellation is final and cannot be recalled**.

In case the CA of destination cancels a valid authorisation, a warning will be displayed in the system in any DOCOM linked to that authorisation and for which the movement is ongoing:



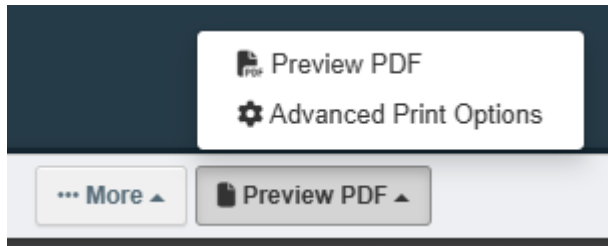
Authorisation of Dispatch

Dispatch authorisation AOD.FR.2025.0000001 **Cancelled**

Note : If there is a need to amend the validity date of an AoD, it is recommended that you "cancel" the AoD and create a new one.

👉 Technical features

At each step, the PDF may be printed via the Preview PDF command:




The “advanced print options” allows to select multiple languages:

Advanced Print Options

<input type="checkbox"/> Albanian	<input type="checkbox"/> Bosnian	<input type="checkbox"/> Bulgarian
<input type="checkbox"/> Chinese	<input type="checkbox"/> Croatian	<input type="checkbox"/> Czech
<input type="checkbox"/> Danish	<input type="checkbox"/> Dutch	<input type="checkbox"/> English
<input type="checkbox"/> Estonian	<input type="checkbox"/> Finnish	<input checked="" type="checkbox"/> French
<input type="checkbox"/> Georgian	<input type="checkbox"/> German	<input checked="" type="checkbox"/> Greek
<input type="checkbox"/> Hungarian	<input type="checkbox"/> Icelandic	<input type="checkbox"/> Irish
<input type="checkbox"/> Italian	<input type="checkbox"/> Korean	<input type="checkbox"/> Latvian
<input type="checkbox"/> Lithuanian	<input type="checkbox"/> Macedonian	<input type="checkbox"/> Maltese
<input type="checkbox"/> Norwegian	<input type="checkbox"/> Polish	<input type="checkbox"/> Portuguese
<input type="checkbox"/> Romanian	<input type="checkbox"/> Russian	<input type="checkbox"/> Serbian
<input type="checkbox"/> Slovak	<input type="checkbox"/> Slovenian	<input type="checkbox"/> Spanish
<input type="checkbox"/> Swedish	<input type="checkbox"/> Turc	<input type="checkbox"/> Ukrainian
<input type="checkbox"/> Vietnamese		

The choices are reflected in the PDF:

Reference number: AOD.BE.2025.0000009



APPLICATION FOR AUTHORISATION OF THE DISPATCH OF ANIMAL BY-PRODUCTS AND DERIVED PRODUCTS TO ANOTHER MEMBER STATE (ARTICLE 48 OF REGULATION (EC) No 1069/2009)

<p>Name and address of applicant</p> <p>Όνομα test ABP Διεύθυνση paris 75015 Παρίσι Χώρα Γαλλία Κωδικός ISO FR</p>	<p>Approval or registration number identifierABP</p>
<p>Name and address of place(s) of origin</p> <p>Όνομα test ABP Διεύθυνση paris 75015 Παρίσι Χώρα Γαλλία Κωδικός ISO FR</p>	<p>Approval or registration number(s) identifierABP</p>

el / fr

<https://webgate.acceptance.ec.europa.eu/tracesnt/certificate/dispatch-authorisation/AOD.BE.2025.0000009>

1 / 2

4 How to link the AoD to the DOCOM

Once the AoD has been validated by the Authorities responsible for the operator at the place of destination, operators may issue the relevant DOCOM(s) for the movement of the animal by-products concerned.

The system will allow each DOCOM falling under Article 48 of Regulation (EC) No 1069/2009 to be linked with only one authorisation of dispatch.

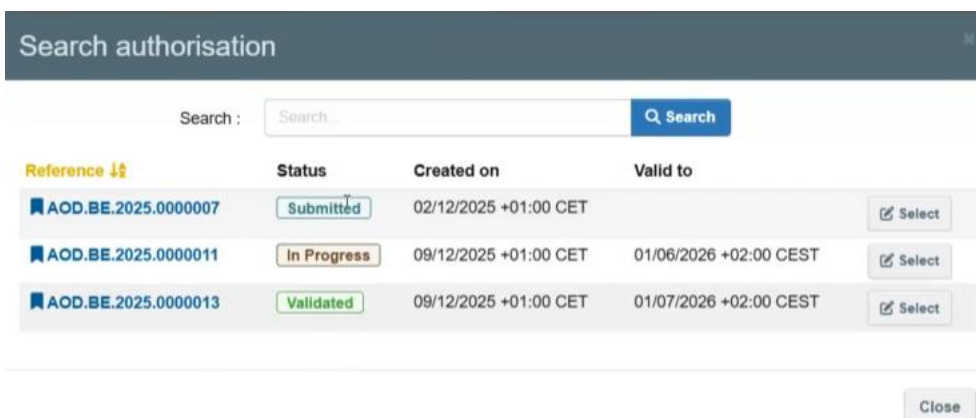
Note: The current DOCOM workflow will remain as is.

How to link an AoD to DOCOM

Firstly, proceed to create a DOCOM, then use the box “Authorisation of Dispatch” at the bottom of the DOCOM to search and retrieve the corresponding AoD.

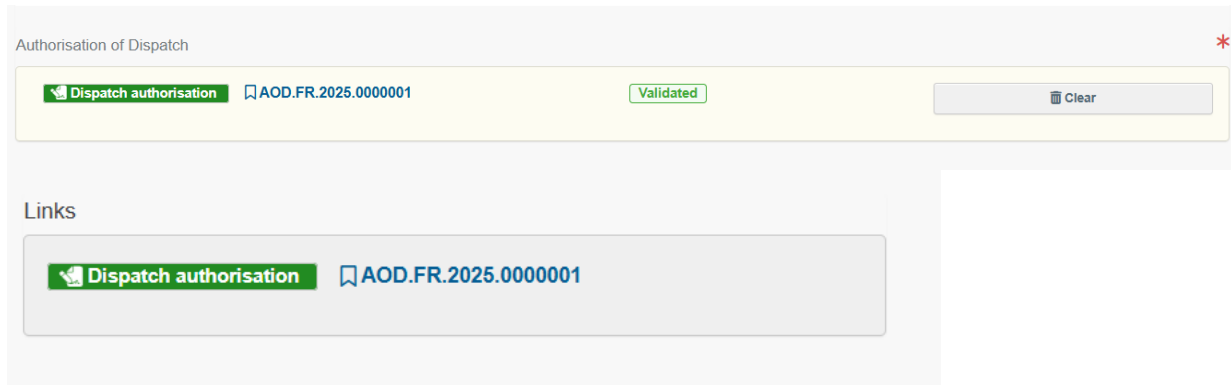


The system permits linking only to a AoD in status “**VALIDATED**”. Linking a DOCOM to AoDs that are in status “**SUBMITTED**” or “**IN PROGRESS**”, will prevent you from signing your DOCOM.



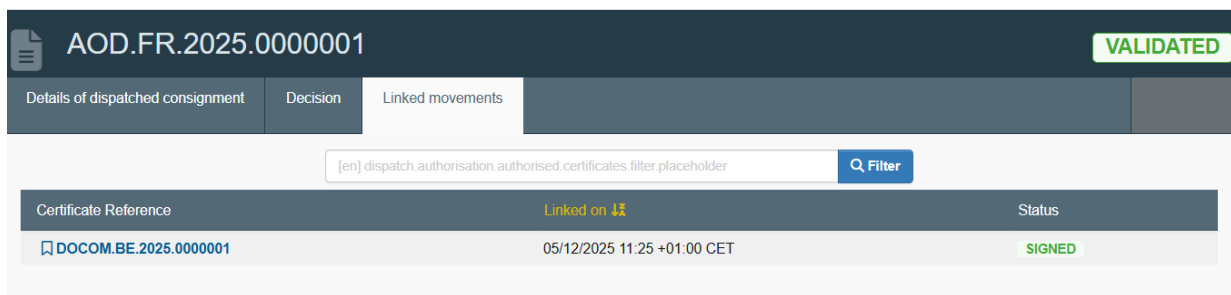
Reference	Status	Created on	Valid to	
AOD.BE.2025.0000007	Submitted	02/12/2025 +01:00 CET		Select
AOD.BE.2025.0000011	In Progress	09/12/2025 +01:00 CET	01/06/2026 +02:00 CEST	Select
AOD.BE.2025.0000013	Validated	09/12/2025 +01:00 CET	01/07/2026 +02:00 CEST	Select

Once the AoD is selected, it will be mentioned in the DOCOM both under the tabs “Authorisation of Dispatch” and “Links”:



The screenshot shows two panels. The top panel, titled 'Authorisation of Dispatch', contains a green button labeled 'Dispatch authorisation', a blue link 'AOD.FR.2025.0000001', a green 'Validated' status, and a 'Clear' button. The bottom panel, titled 'Links', contains a green button labeled 'Dispatch authorisation' and a blue link 'AOD.FR.2025.0000001'.

Each DOCOM linked to an AoD is indicated in the section “Linked movements” of the AoD.

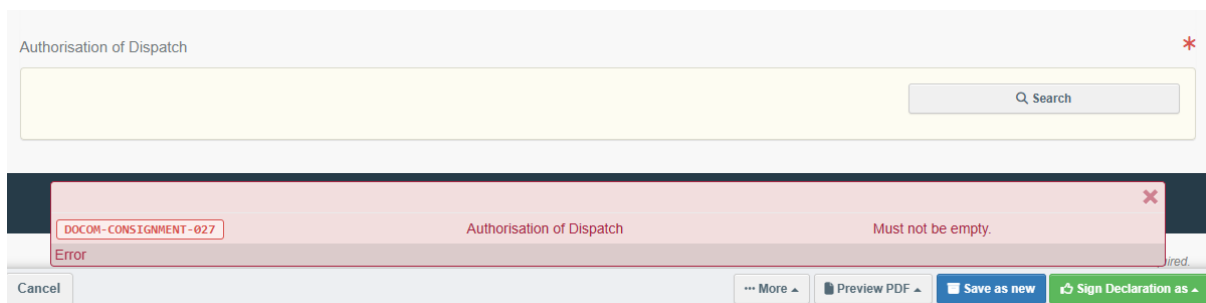


The screenshot shows the 'Linked movements' section for AOD.FR.2025.0000001. It features a search bar with the placeholder '[en] dispatch.authorisation.authorised.certificates.filter.placeholder' and a 'Filter' button. Below is a table with the following data:

Certificate Reference	Linked on	Status
DOCOM.BE.2025.0000001	05/12/2025 11:25 +01:00 CET	SIGNED

👉 If an AoD is not linked to DOCOM

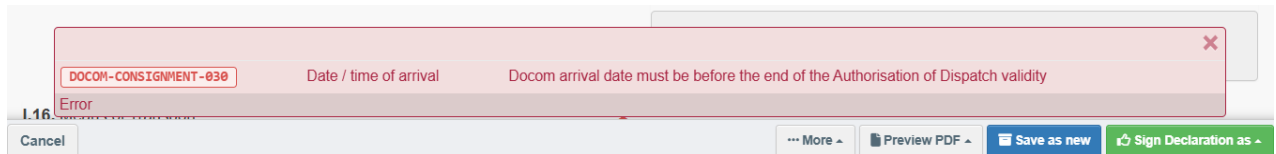
In case the system has identified that a DOCOM falls under Article 48 of Regulation (EC) No 1069/2009, but the operator/user did not link it to a valid AoD, the system will not allow the finalisation of the DOCOM and will display a relevant warning message.



The screenshot shows the 'Authorisation of Dispatch' section with a search bar. A red error message is displayed at the bottom: 'DOCOM-CONSIGNMENT-027 Authorisation of Dispatch Must not be empty.' Below the error message are buttons for 'Cancel', 'More', 'Preview PDF', 'Save as new', and 'Sign Declaration as'.

👉 Timeframe management and error message

Trying to issue a DOCOM past the validity date of the AoD generates an error message.



👉 Replacement of DOCOM

In case a DOCOM linked to an AoD is replaced, the link to the AoD is preserved and transposed to the replacing DOCOM.

